















TACT Switch™

List of Varieties

Type		Sharp Feeling Type							
		Snap-in							
Series		SKHL	SKHH	SKHW	SKQJ	SKQB	SKQE	SKHC	
Photo									
Features		—	—	—	—	—	Long-life	—	
Water-proof		—	—	—	—	●	—	—	
Dust-proof		—	—	●	●	●	●	—	
IP standard		—	—	—	—	—	—	—	
Operating direction	Top push	●	●	●	●	●	●	●	
	Side push	—	—	—	—	—	—	—	
Dimensions (mm)	W	6	□6		□6.6	□10	□12		
	D	3.5							
	H	4.3/5	See the relevant pages for respective product descriptions		4.3/5	5	5/13/23.2		
Operation force coverage	1N max.	↕	↕	↕	↕	↕	↕	↕	
	1N to 2N								
	2N to 3N								
	3N to 4N								
	4N to 5N								
Travel (mm)		0.25		0.3	0.25	0.3			
Ground terminal		—	●	—	—	—	—	—	
Operating temperature range		-40°C to +90°C			-20°C to +70°C		-40°C to +90°C		-40°C to +85°C
Automotive use		●	●	—	—	●	—	—	
Life Cycle									
Electrical performance	Rating (max.) (Resistive load)	50mA 12V DC							
	Rating (min.) (Resistive load)	10μA 1V DC							
	Insulation resistance	100MΩ min. 100V DC 1min.							
	Voltage proof	250V AC 1min.							
Durability	Vibration	10 to 55 to 10Hz/min., the amplitude is 1.5mm for all the frequencies, in the 3 direction of X, Y and Z for 2 hours respectively							
	Lifetime	Shall be in accordance with individual specifications.							
Environmental performance	Cold	-40°C 96h			-30°C 96h	-40°C 96h			
	Dry heat	90°C 96h			80°C 96h		90°C 96h		
	Damp heat	60°C, 90 to 95%RH 96h				60°C, 90 to 95%RH 1,000h	60°C, 90 to 95%RH 96h		
Page		186	188	192	193	195	197	199	

W : Width. The most outer dimension excluding terminal portion.
D : Depth. The most outer dimension excluding terminal portion.
H : Height. The minimum dimension if there are variances.

TACT Switch™ Soldering Conditions	249
TACT Switch™ Cautions	250

Notes

- The automotive operating temperature range to be individually discussed upon request.
- Indicates applicability to all products in the series.

TACT Switch™
Sharp Feeling
Soft Feeling
Snap-in Type
Surface Mount Type
Radial Type

TACT Switch™

List of Varieties

TACT Switch™











Sharp Feeling Type

Soft Feeling Type

Snap-in Type

Surface Mount Type

Radial Type

Type		Sharp Feeling Type				
		Snap-in				Radial
Series		SKHL	SKHH	SKQJ	SKQB	SKRC
Photo						
Features		—	—	—	—	Round terminal type
Water-proof		—	—	—	●	●
Dust-proof		—	—	●	●	●
IP standard		—	—	—	—	—
Operating direction	Top push	—	—	—	—	●
	Side push	●	●	●	●	—
Dimensions (mm)	W	7.3	7.5	7.5	11.5	φ9
	D	7.22	7.85	7.85	11.9	
	H	4.3	7.4	7.3	11.3	
Operation force coverage	1N max.	↕	↕	↕	↕	↕
	1N to 2N					
	2N to 3N					
	3N to 4N					
	4N to 5N					
Travel (mm)		0.25			0.3	0.25
Ground terminal		●	●	—	—	—
Operating temperature range		-40°C to +90°C		-20°C to +70°C	-40°C to +95°C	-30°C to +85°C
Automotive use		●	●	—	●	—
Life Cycle						
Electrical performance	Rating (max.) (Resistive load)	50mA 12V DC				
	Rating (min.) (Resistive load)	10μA 1V DC				
	Insulation resistance	100MΩ min. 100V DC 1min.				
	Voltage proof	250V AC 1min.				
Durability	Vibration	10 to 55 to 10Hz/min., the amplitude is 1.5mm for all the frequencies, in the 3 direction of X, Y and Z for 2 hours respectively				
	Lifetime	Shall be in accordance with individual specifications.				
Environmental performance	Cold	-40°C 96h		-30°C 96h	-40°C 96h	
	Dry heat	90°C 96h		80°C 96h	90°C 96h	
	Damp heat	60°C, 90 to 95%RH 96h			60°C, 90 to 95%RH 1,000h	
Page		186	188	193	195	242

W : Width. The most outer dimension excluding terminal portion.
D : Depth. The most outer dimension excluding terminal portion.
H : Height. The minimum dimension if there are variances.

TACT Switch™ Soldering Conditions 249
TACT Switch™ Cautions 250

Notes

- The automotive operating temperature range to be individually discussed upon request.
- Indicates applicability to all products in the series.