









Series		General-purpose Type			
		SSCT	SSCF	SSCW	SSCL
Photo					
Operation type		Two-way			
Dimensions (mm)	W	12.5	11	13.1	11
	D	5	5.8	11.35	16.1
	H	11.5	12.4	5.3	
Operating temperature range		-40°C to +85°C			
Automotive use		●	●	●	●
Life cycle (availability)					
Poles / Positions		1/2		1/1	1/2
Rating (max.) (Resistive load)		0.1A 12V DC			
Rating (min.) (Resistive load)		50μA 3V DC		100μA 3V DC	50μA 5V DC
Durability	Operating life without load	10,000cycles 500mΩ max.	50,000cycles 300mΩ max.	100,000cycles 1Ω max.	50,000cycles 1Ω max.
	Operating life with load Rating (max.) (Resistive load)	10,000cycles 500mΩ max.	50,000cycles 300mΩ max.	100,000cycles 1Ω max.	50,000cycles 1Ω max.
Electrical performance	Initial contact resistance	200mΩ max.	100mΩ max.	500mΩ max.	
	Insulation resistance	100MΩ min. 250V DC	100MΩ min. 100V DC	100MΩ min. 250V DC	100MΩ min. 100V DC
	Voltage proof	250V AC for 1minute	100V AC for 1 minute	250V AC for 1minute	100V AC for 1minute
Mechanical performance	Terminal strength	3N for 1minute	5N for 1minute	—	
	Actuator strength	20N	10N	20N	10N
Environmental performance	Cold	-40°C 500h			
	Dry heat	85°C 500h			
	Damp heat	60°C, 90 to 95%RH 500h			
Operation force		0.7±0.3N	0.7N max.	1N max.	0.7N max.
Page		38	39	41	42

Detector Switches Soldering Conditions	66
Detector Switches Cautions	67

Note
● Indicates applicability to all products in the series.