

## Switches

## Push Switches

## Compact Momentary Type

## SPEJ Series

Dual-circuit, dual-contact momentary action with a satisfying click feel.



Automotive

- Rating (max.)/(min.) (Resistive load): 0.2A 14V DC/ -
- Contact resistance (Initial performance/After lifetime):  
150mΩ max./150mΩ max.
- Operating life without load: 10,000 cycles 150mΩ max.
- Operating life with load (at max. rated load): 10,000 cycles 150mΩ max.

Applications: Automotive: Side Mirror, Power Windows

## ■ Product List

Products No.	Total travel (mm)	Poles	Positions	Operating force	Dimensions (W×D×H) (mm)	Automotive	Drawing No.
<b>SPEJ110100</b>	1.7	2	2	3.5±0.7N	7.0×7.0×5.95	●	1

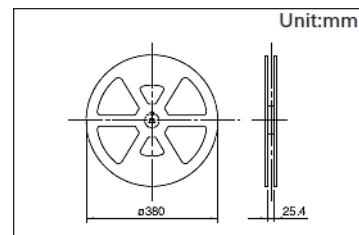
## Note

1. This catalog shows only outline specifications. When using the products, please obtain formal specifications for supply.
2. Please place purchase orders for taping products per minimum order unit (1 reel or a case).

## ■ Packing Specifications

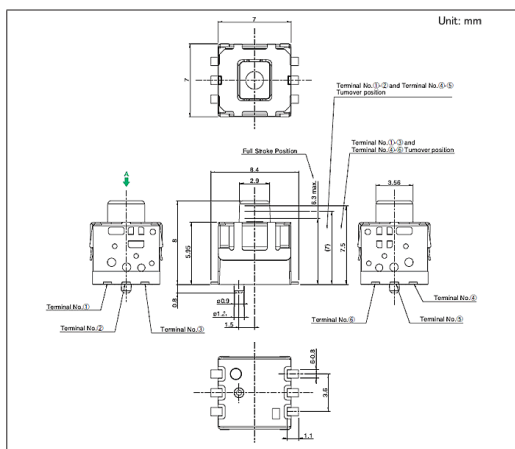
## Taping

Number of packages (pcs.)			Tape width (mm)	Export package measurements (mm)
1 reel	1 case / Japan	1 case / export packing		
500	1,000	2,000	24	404 x 397 x 140

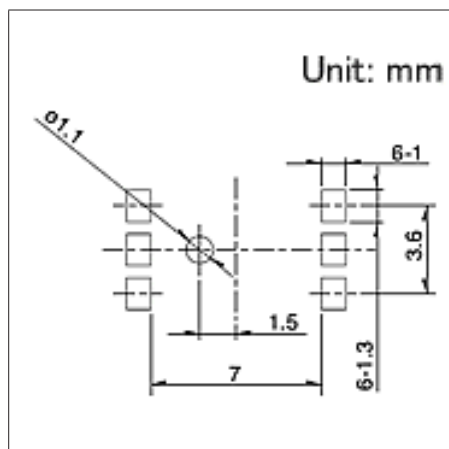


## Drawing No. 1

## ■ Dimensions



## ■ Recommend Pattern



## ■ Circuit Diagram

